



BBioNets

Boosting the adoption
of Bio-Based Technologies

BBT Assessment Tool – user guide

Małgorzata Wydra, Magdalena Borzęcka (IUNG)

Carmen Girón Domínguez (MTU)

September 2025

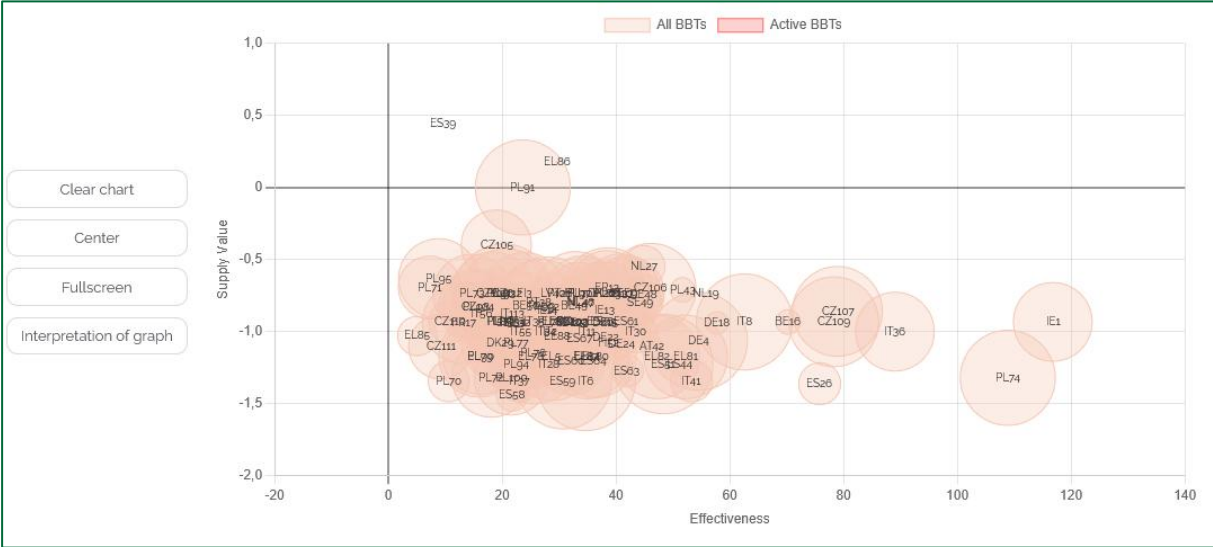
Welcome to the **BBT assessment tool** designed to prioritize the most suitable **BioBased Technologies**¹ for each **Represented Region**² based on user-provided data.

Before you begin, please take a moment to read the instructions so you can use all the features smoothly and effectively.

The BBT assessment tool is based on an inventory of BioBased Technologies (so-called BBTs) collected from recently completed and ongoing EIP AGRI Operational Groups (OGs) and other EU-funded projects & initiatives (go to: [inventory](#)). The BBTs are presented in a table, ranked based on the needs and resources identified for each Represented Region, which translate into the effectiveness, cost and sustainability values assigned to each BBT.

Rank	BBT Code	BBT Acronym	OG/Project Name	Effectiveness	Cost	Sustainability	Description
1	PL74	Polish Apples	Strengthening the potential of Polish apples by fully utilizing the fruit in the production of innovative eco-friendly products - developing fermented juice and compostable disposable packaging	108.87	-1.32	14.07	See more
2	IE1	Biorefinery Glas	Small-scale farmer-led green biorefineries supporting farmer diversification into circular bioeconomy	116.80	-0.93	11.69	See more
3	IT36	Stabilized Litter	Stabilized litter for dairy cows: optimization of the use of litter derived from the solid fraction separated from manure	89.02	-1.00	11.69	See more

The prioritization based on these values is additionally visualized in the graph below the table.



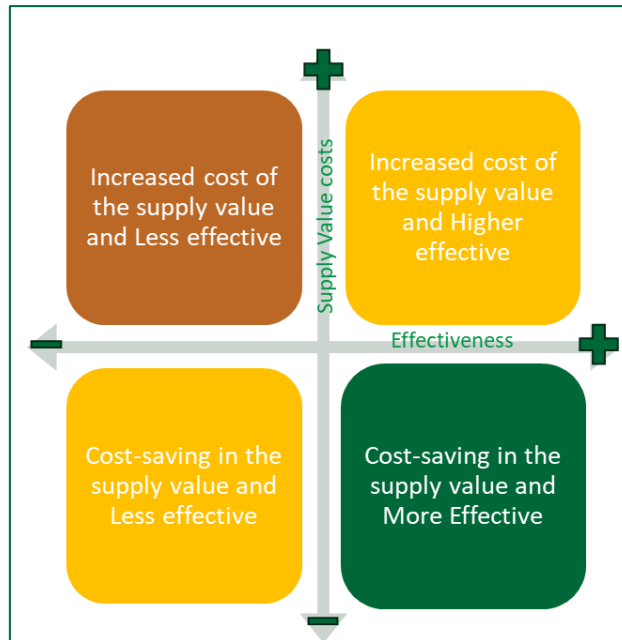
The 2-D plot graph is where BBTs are prioritized against two dimensions, with the Supply Value dimension on the Y axis and the Effectiveness dimension on the X axis. This means that BBTs that fall in the area to the top of the horizontal axis are the BBTs that should make a higher investment for the

¹ Technologies or practices that use non-food feedstock, circularity principles or both to deliver diverse products.

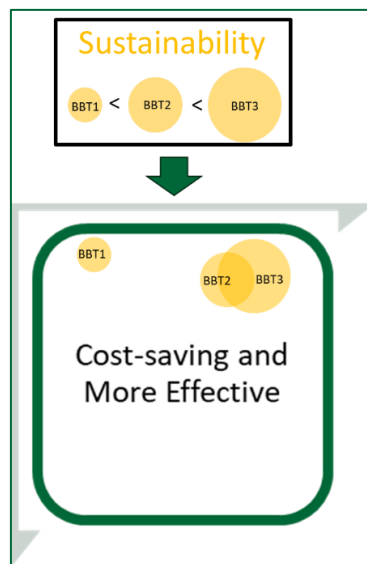
² Regions represented by the BBioNets project partners: Ireland, Spain, Greece, Italy, Poland and the Czech Republic

raw materials, and the area to the right of the vertical axis is more effective or beneficial to the needs of the region.

If a BBT falls in the lower right quadrant (green colour), the BBT would be more economical and more effective, but if it falls in the upper left quadrant (red colour), it would be less effective and less economical.



The size of the scattered points in the 2D graph will vary depending on the sustainability variable. The more sustainable is the BBT considered, the greater is the size of the point.



The Tool allows for filtering through the ranked BBTs. The filtering options include: (1) country of BBT origin, (2) sector, (3) focus area, (4) resources, (5) needs. The resources and needs criteria are based on the feedback collected from stakeholders and differ for each country.

Filters Ranking Filter specific BBTs according to the desired needs and resources

Select: Country of BBT origin ▼ Sector ▼ Focus Area ▼ Resources ▼ Needs ▼

Effectiveness Range ⓘ Supply Value (Cost) Range ⓘ

[Reset filters](#) [Reset ranking](#) [Reset all](#)

Additionally, users may change the effectiveness and supply value range of BBTs they want to filter. It may be done either by moving the slider or typing the values directly in the suitable boxes.

Filters Ranking Filter specific BBTs according to the desired needs and resources

Select: Country of BBT origin ▼ Sector ▼ Focus Area ▼ Resources ▼ Needs ▼

Effectiveness Range ⓘ Supply Value (Cost) Range ⓘ

[Reset filters](#) [Reset ranking](#) [Reset all](#)

Below are the results for the following filtering example:

Resources chosen: forest residues

Effectiveness range: above 25.00

Supply value (cost) range: below 0.00

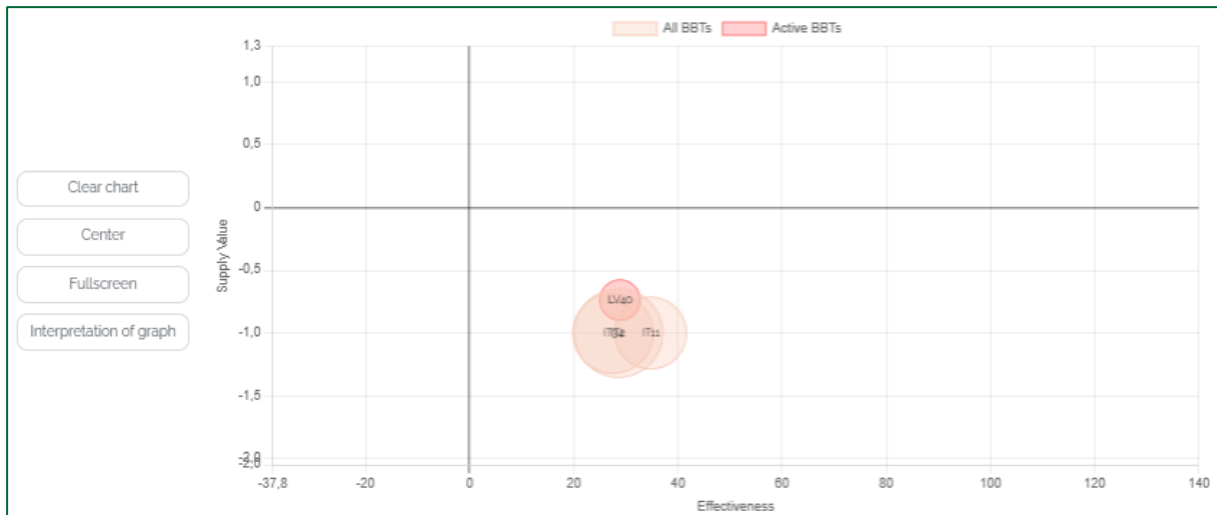
Select: Country of BBT origin ▼ Sector ▼ Focus Area ▼ Resources ▼ Needs ▼

Effectiveness Range ⓘ Supply Value (Cost) Range ⓘ

[Reset ranking](#) [Reset all](#)

Rank	BBT Code	BBT Acronym	OG/Project Name	Sustainability	Description
1	IT2	FABER	Forest Assessment: Biomass as Energy Resource	13.63	See more
2	IT11	Clean-ER	Wood Chipping Machine for mountain territories in Emilia Romagna and pyrogasification of the chips	11.09	See more
3	IT34	CAREGA	Local charcoal as strategic tool for bioeconomy in "Vicenza Piccole Dolomiti" area	27.55 -1.00 12.39	See more
4	LV40	WoodResidueLV	Implementation of the full handling cycle for an innovative use of forest resources in bioeconomy	28.87 -0.74 6.22	See more

To compare multiple BBTs in the chart, simply click on the chosen BBTs in the table above.



By choosing a row in the table you can highlight a specific BBT point in the graph and vice versa, which allows comparison of multiple BBTs .

Please keep in mind that the ranking of filtered BBTs is based on preset criteria.

In order to create your own ranking according to increasing/decreasing sustainability, efficiency, or supply value, please choose the right sorting option:

Acronym	OG/Project Name	Effectiveness	Cost	Sustainability	Description
IT10	Farm-based lignocellulosic biorefinery	84.84	-0.26	14.51	See more
IT1	Implementation of MTD for emissions control in the management and treatment of slurry	37.73	-0.41	15.48	See more
IT6	Hemp residues - reuse for food and energy recovery with oils	27.10	-0.51	15.48	See more

The “see more” button placed on the right in each row offers detailed information on the chosen BBT in a form of factsheet.

More information about the BBT assessment tool and methodology used can be found in project Deliverable 2.2: [BBT assessment tool -v1](#).

Document information

Title BBioNets – Creation and promotion of Forest and Agriculture Networks to boost Bio-Based Technologies adoption and Value Chain development (GA No 101133904)

Start – end date 1/11/2023 – 31/10/2026 (36 months)

Project type Coordination and Support Action

Programme Horizon Europe – Cluster 6

Funding 1,998,636.20 €

Coordinator Munster Technological University
Ms. Carmen Girón Domínguez
(carmen.dominguez@mtu.ie)

Project overview BBioNets constitutes a thematic network that relies on, promotes, and further advances the work carried out by EIP-AGRI Operational Groups (OGs) with respect to **management and/or processing of agricultural and forest biomass with Bio-Based Technologies (BBTs)**. The project has set up 6 regional Forest and Agriculture Networks – FANs (IE, ES, IT, EL, PL, CZ) that identify local needs, prioritise specific BBTs and share BBT knowledge ready for practice to farmers and foresters, boosting the (re)definition of value chains, stimulating cross-fertilisation beyond borders, and bringing Europe to the forefront of farming, forestry and bioeconomy with economically viable and sustainable practices.

Consortium



 info@bbionets.eu

 [/bbionets-eu](https://www.linkedin.com/company/bbionets-eu)  [/bbionets.eu](https://www.facebook.com/bbionets.eu)  [@bbionets_eu](https://twitter.com/bbionets_eu)

 [@bbionets-eu.bsky.social](https://bbionets-eu.blogspot.com)  [@bbionets_eu](https://www.youtube.com/channel/UC...)  [@BBioNetsEU](https://www.instagram.com/bbionets_eu)